



*Arabesque*

Collection

**HRG**  

---

**HERALGI**

# Arabesque

Collection

El tacto toma presencia en las texturas y microrelieves de la colección Arabesque. Su personalidad tradicional está en perfecta concordancia con su línea elegante e innovadora. La gama cromática pensada para Arabesque junto a la sedosidad de su acabado, hacen de esta colección una perfecta opción para vestir las estancias del hogar.

Tactility appears in textures and micro-reliefs of Arabesque collection. Its traditional personality is completely in line with its elegant and innovative range. The colour palette chosen for this collection combined with the silky finish, makes it an ideal option to cover any stay of the home.

# Arabesque



Arabesque wall frame {Pg.4}  
Arabesque wall scale {Pg.4}

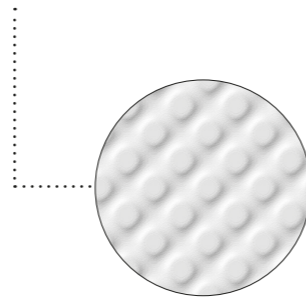
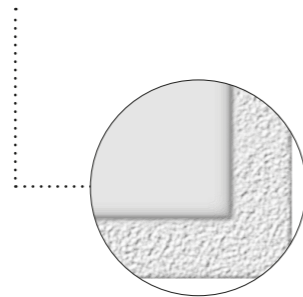

Pasta Blanca / White Body    Mate / Matt

15 x 15cm / 6"x6"    Relieve / Relief

Arabesque wall frame G9



Arabesque wall scale G9




Colores/Colors

Aqua



Taupe



Linen



Arabesque wall frame {Pg.4}, Arabesque wall scale {Pg.4}, Arabesque dec. frame {Pg.7}



# Arabesque



Arabesque dec. frame (Pg.7), Arabesque dec. (Pg.10)



Pasta Blanca / White Body    Mate / Matt  
7,5x15cm / 3"x6"    Relieve / Relief

Arabesque dec. frame start P5



Arabesque dec. frame finish P5

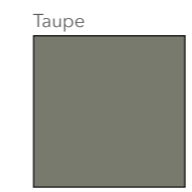



Pasta Blanca / White Body    Mate / Matt  
1,4x15cm / 1/2"x6"    Relieve / Relief

Arabesque quartino P1



Colores/Colors




Pasta Blanca / White Body    Mate / Matt  
15x15cm / 6"x6"    Relieve / Relief

Arabesque dec. frame G15



Pasta Blanca / White Body    Mate / Matt  
2x15cm / 3/4"x6"    Relieve / Relief

Arabesque pencil P1







# Arabesque

Arabesque wall frame {Pg.4}, Arabesque wall scale {Pg.4}, Arabesque pencil {Pg.7}





Paredes con gran personalidad para dar un toque diferencial a un proyecto.  
Walls with great personality, to include inside your project a distinctive touch.

# Arabesque


-  Arabesque wall frame (Pg.4)
-  Arabesque wall scale (Pg.4)
-  Arabesque dec. (Pg.10)
-  Arabesque pencil (Pg.7)




Pasta Blanca / White Body    Mate / Matt  
15x15cm / 6"x6"    Relieve / Relief




Pasta Blanca / White Body    Mate / Matt  
15x15cm / 6"x6"    Relieve / Relief



-  Arabesque wall frame (Pg.4)
-  Arabesque wall scale (Pg.4)
-  Arabesque dec. (Pg.10)
- 



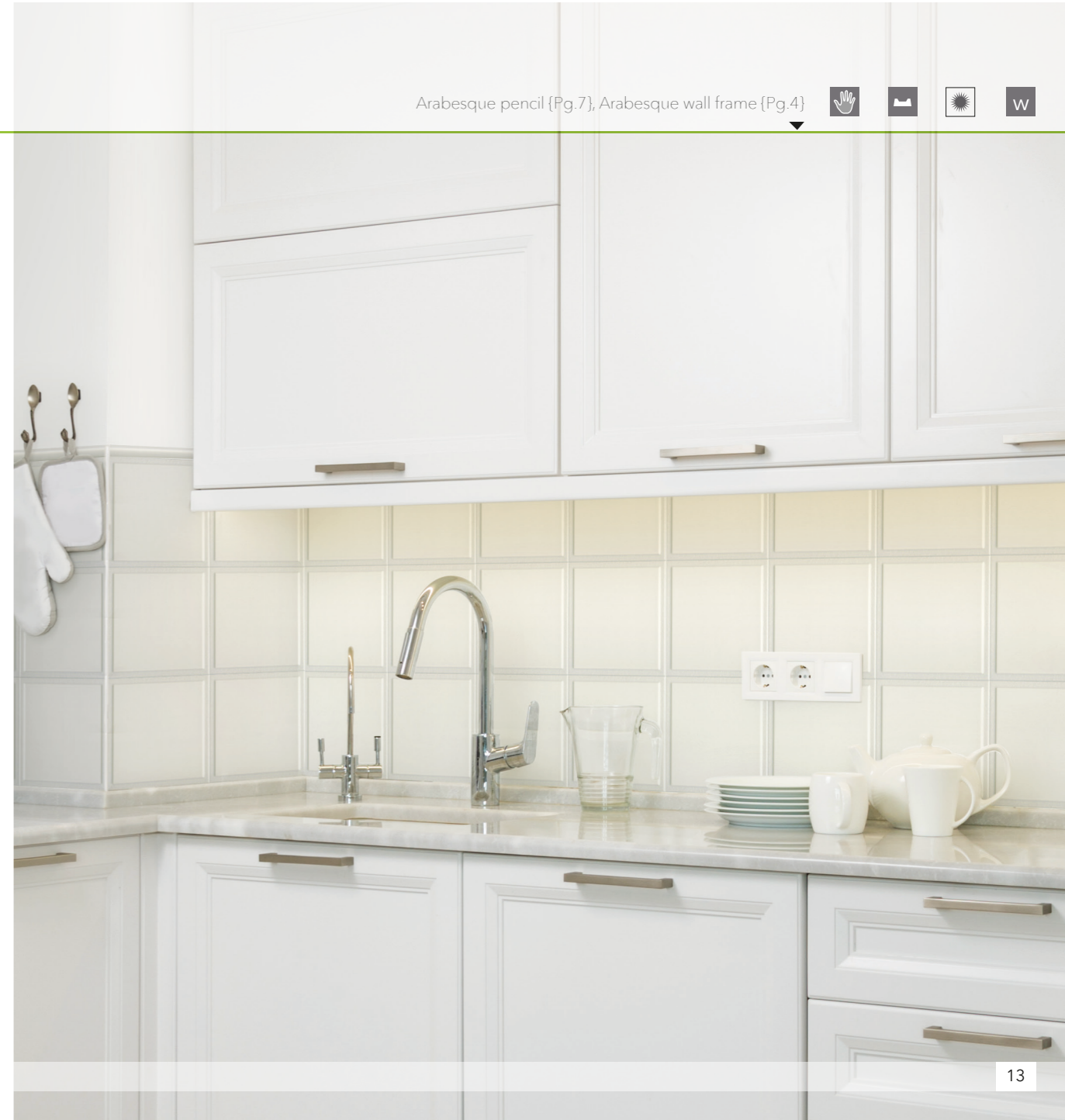


Arabesque

Arabesque pencil {Pg.7}, Arabesque wall frame {Pg.4}




Arabesque dec {Pg.10}, Arabesque pencil {Pg.7}, Arabesque wall scale {Pg.4}, Arabesque wall frame {Pg.4}



# Arabesque



Arabesque quartino {Pg.7}, Arabesque dec. frame {Pg.7}, Arabesque dec. {Pg.10}



Arabesque wall frame {Pg.4}, Arabesque dec. frame {Pg.7}, Arabesque dec. {Pg.10}





# Arabesque




Colección pensada para el juego y la combinación.  
Conjunto de piezas que permiten crear miles de composiciones.

This collection has been thought for playing and combining.  
It is a set of pieces which allows the creation of thousands of different compositions.




## Ejemplos de colocación

### Tile layout patterns


Arabesque wall frame Arabesque wall scale



Arabesque dec. frame Arabesque dec.




Arabesque wall scale Arabesque pencil Arabesque dec. frame



Arabesque wall frame Arabesque wall scale Arabesque pencil

Arabesque dec. Arabesque dec. frame



# Arabesque

## Lista de Packing / Packing list

## Simbología / Symbols

Modelo Item	Referencia Reference	Lista de packing / Packing list						
		Piezas / m <sup>2</sup> Pieces/m <sup>2</sup>	Piezas / caja Pieces/box	m <sup>2</sup> / caja m <sup>2</sup> / box	caja/pallet box/pallet	m <sup>2</sup> / pallet m <sup>2</sup> / pallet	peso pallet (kg) pallet weight (kg)	Grupo Group
	Arabesque Wall Scale (Linen, Aqua, Taupe)	44,4	19	0,43	104	44,50	720	G9
	Arabesque Wall Frame (Linen, Aqua, Taupe)	44,4	19	0,43	104	44,50	720	G9
	Arabesque Dec. Frame (Linen, Aqua, Taupe)	78,47	24	0,31	96	29,36	500	G15
	Arabesque Dec. Frame Finish (Linen, Aqua, Taupe)	-	48	-	96	-	-	P5
	Arabesque Dec. Frame Start (Linen, Aqua, Taupe)	-	48	-	96	-	-	P5
	Arabesque Dec. Scale (Linen, Aqua, Taupe)	78,47	24	0,31	96	29,36	500	G15
	Arabesque Dec. Diamond (Linen, Aqua, Taupe)	78,47	24	0,31	96	29,36	500	G15
	Arabesque Dec. Lines (Linen, Aqua, Taupe)	78,47	24	0,31	96	29,36	500	G15
	Arabesque Dec. Flower (Linen, Aqua, Taupe)	78,47	24	0,31	96	29,36	500	G15
	Arabesque Quartino (Linen, Aqua, Taupe)	-	78	-	104	-	-	P1
	Arabesque Pencil (Linen, Aqua, Taupe)	-	85	-	104	-	-	P1

Pasta Blanca / White Body

Mate / Matt

Relieve en la pieza/ Relief in piece

Revestimiento / Wall tiles

## Características técnicas de la base / Technical characteristics of the wall

Especificaciones técnicas Technical specifications		Norma Iso standard	Resultados Results		Requisitos / Requirements ISO 13006: 2012 Anexo/Annex L EN 14411: 2016 Anexo/Annex L	
	<b>Características Dimensionales Dimensions</b>	ISO 10545-2	Varios / Various		N≥15cm	
			Longitud / Length	Anchura / Width		
	Sobre la medida de fabricación From work size		0,00%, 0,0mm / 0,12%, 0,3mm	-0,12%, -0,1mm / 0,37%, 0,3mm	±0,5% / ±2,0mm	
	Rectitud de los lados Straightness of the sides		-0,04%, -0,1mm / 0,04%, 0,1mm	0,00%, 0,0mm / 0,00%, 0,0mm	±0,3% / ±1,5mm	
	Ortogonalidad Rectangularity		-0,16%, -0,4mm / 0,16%, 0,4mm	-0,12%, -0,1mm / 0,12%, 0,1mm	±0,5% / ±2,0mm	
	Curvatura lateral Edge curvature		-0,20%, -0,5mm / 0,00%, 0,0mm	0,00%, 0,0mm / 0,00%, 0,0mm	-0,3/+0,5 % / -1,5/+2,0mm	
	Curvatura central Centre curvature		-0,19%, -0,5mm / 0,00%, 0,0mm		-0,3/+0,5 % / -1,5/+2,0mm	
	Del alabeo From warpage		-0,04%, -0,1mm / 0,04%, 0,1mm		±0,5% / ±2,0mm	
Grosor Thickness	0,00%, 0,0mm / 1,25%, 0,1mm		±10% / ±0,5mm			
	<b>Absorción de agua Water absorption</b>	ISO 10545-3	E=18,0% mín 17,3%		E>10% mín 9%	
	<b>Resistencia a la flexión Modulus of rupture</b>	ISO 10545-4	e ≥ 7,5mm		e ≥ 7,5mm	e < 7,5mm
	Fuerza de rotura Breaking strength		860N		≥600N	≥200N
	Resistencia a la flexión Modulus of rupture		Media=21 N/mm <sup>2</sup> Mín=19 N/mm <sup>2</sup>		Media ≥ 12 N/mm <sup>2</sup>	Media ≥ 15 N/mm <sup>2</sup>
	<b>Resistencia al choque térmico Resistance to thermal shock</b>	ISO 10545-9	Resistente / Resistant		Valor declarado / Declared value	
	<b>Coefficiente térmico de dilatación lineal Thermal coefficient of linear expansion</b>	ISO 10545-8	5,9 x 10 <sup>-6</sup> °K <sup>-1</sup>		Valor declarado / Declared value	
	<b>Resistencia al cuarteo Crazing resistance</b>	ISO 10545-11	Resistente / Resistant		Exigido / Required	
	<b>Resistencia química Chemical resistance</b>	ISO 10545-13	Productos domésticos y aditivos piscinas Household chemicals and swimming pool salts		Min GB	
			Ácidos y bases baja concentración Low concentration of acids and alkalis		Valor declarado / Declared value	
	<b>Resistencia al manchado Stain resistance</b>	ISO 10545-14	5		Min 3	
	<b>Calidad de la superficie Surface quality</b>	ISO 10545-2	100%		≥95%	

# HRG

---

## HERALGI

📍 Camí del palmeral s/n 12200 Onda (Castellón)

✉ [info@heralgi.com](mailto:info@heralgi.com)